

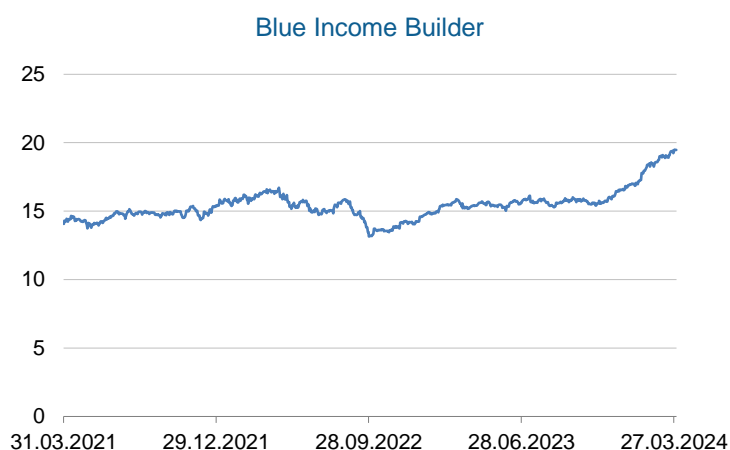
INVESTMENT OBJECTIVE & STRATEGY

The investment objective of the Fund is to increase the value of assets in in the medium to long term by generating interest income and dividends, and profit from the difference in the price of financial instruments.

The investment strategy of the Fund is investing primarily in companies with stable dividend yield from EU, US, Canada, Japan, Australia, South Korea, Hong Kong, Singapore, Taiwan, New Zealand, and the United Kingdom. Normally, Fund should be investing at least 70% of assets in common stocks.

FUND PERFORMANCE

The performance data featured represents past performance, which is no guarantee of future results.



PERIOD	YIELD	BENCHMARK
Monthly	3,85%	0,17%
Quarterly	15,73%	0,52%
Half year	22,47%	1,04%
YTD	15,74%	0,52%
Since inception	47,28%	6,75%
2021	16,63%	2,15%
2022	-5,44%	2,09%
2023	15,37%	2,09%

FUND MANAGER'S COMMENTARY

Stock indices continued to grow in March and recorded the fifth consecutive monthly growth. The MSCI World index rose by 3.1%, measured in USD, while the S&P 500, Euro Stoxx 50 and Nikkei 225 reached new record levels. The price of gold also reached new record levels, breaking the level of 2,200 USD, with a monthly growth of over 9%, as well as bitcoin, which at one point exceeded the level of 70,000 USD. It is also worth noting the monthly increase in oil prices by more than 6%, to the level of USD 83.2 per barrel, due to geopolitical instability in the Middle East. In the USA, the S&P 500 rose in March by 3.2%, while the Q1 ended with a growth of 10.55%. The Dow Jones rose by 2.2%, and the NASDAQ by 1.9%. At the session in March, the FED kept interest rates at the same level, in line with expectations, and the ECB and the central banks of China did the same. European indices also had a great performance in March. The Euro Stoxx 50 rose by 4.3%, while the quarterly growth is over 10%. The German DAX rose by 4.6%, the British FTSE 100 by 4.9%, and the French CAC by 3.6%. Domestic CROBEX grew by 3.9%. The Blue Income Builder fund grew by 3.85% in March, while the yield in the current year is 15.74%, which in both cases represents a higher yield than the fund's benchmark.

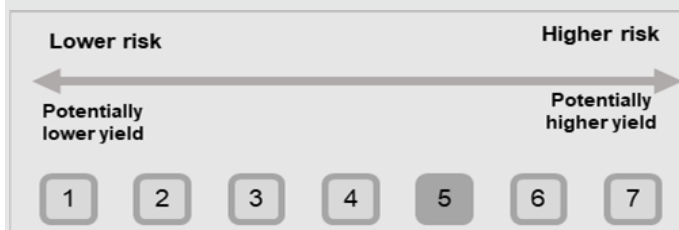
GENERAL INFORMATION

The company:	Farve Pro Invest Ltd.
Fund:	Blue Income Builder
Type of fund:	Equity
Fund inception:	19.11.2020.
Country:	Croatia
ISIN:	HRHPREUFGIB2
Depository bank:	Hrvatska poštanska banka p.l.c.
Initial price per share:	13,27 EUR
Minimum investment:	663,61 EUR, common stocks 2.654,46 EUR
NAV per share:	19,47534 EUR
Benchmark:	NRS1 (12M) + 2%
NAV:	56.932,53 EUR
Entry fee:	0,50%
Management fee:	2,00%
Depository bank fee:	0,25%
Success fee:	15%
Exit fee:	1,50%/1,00%/0,50%/no fee

FUND YIELD AND VOLATILITY (31st March 2024)

Yield:	47,28%
Volatility:	14,26%

SYNTHETIC RISK AND REWARD INDICATOR



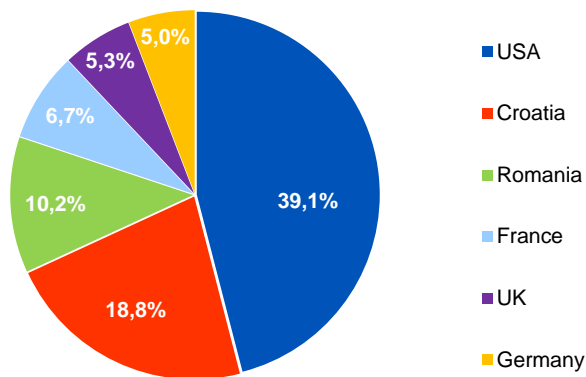
The SRRI is used to indicate the level of risk of a UCITS fund by providing a number from 1 to 7, with 1 representing low risk and 7 representing high risk. A fund with an SRRI of 1 will provide low risk but potentially low returns, whereas a fund with an SRRI of 7 is considered high risk but carries the potential for high returns. The fund category is not a reliable indication of future performance and may change in the course of time.

More about SRRI you can find in Prospectus of Fund.

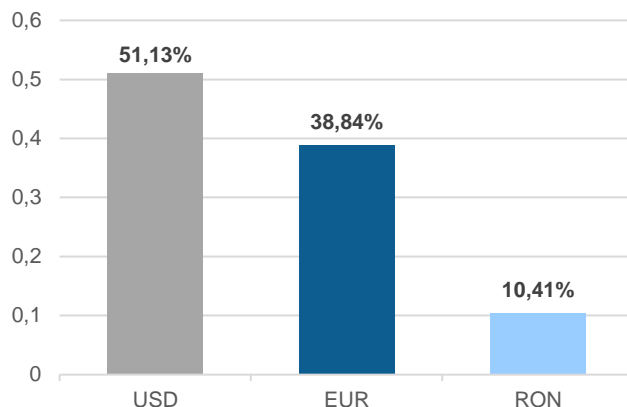
IMPORTANT NOTICE:

On the reporting date there are no illiquid asset in the fund's portfolio.

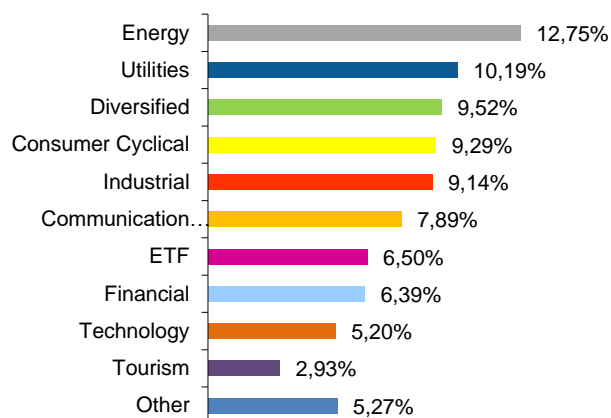
Country Diversification



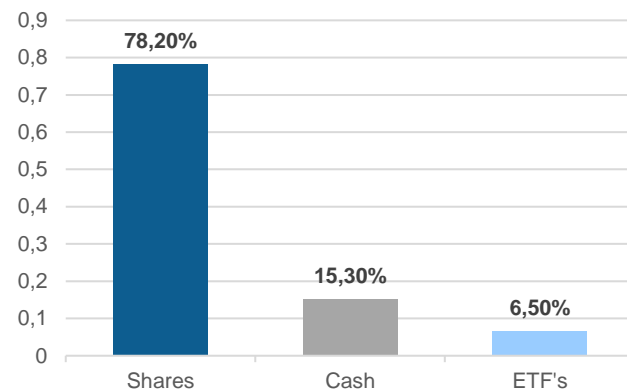
Currency Diversification



Major Market Sectors



Asset Allocation



TOP 10 HOLDINGS

ISSUER	ISIN	% NAV	TYPE OF STOCK	% NAV
1. Meta Platforms Inc.	US30303M1027	7,89%	Listed stocks	100,00%
2. Total Energies SE	FR0000120271	6,69%	Unlisted stocks	0,00%
3. Zagrebačka banka d.d.	HRZABARA0009	6,39%	Other	0,00%
4. Vermilion Energy Inc.	CA9237251058	6,06%	Dividends stocks	93,69%
5. Transgaz SA	ROTGNTACNOR8	5,49%		
6. Adris Grupa d.d.	HRADRSPA0009	5,30%		
7. Golden Ocean Group	BMG396372051	5,26%		
8. Ceragon Networks Ltd.	IL0010851660	5,20%		
9. Volkswagen AG	DE0007664005	4,97%		
10. Electrica SA	ROELECACNOR5	4,70%		

ESTIMATED VALUE OF UNLISTED STOCKS

Issuer
 Ticker
 Estimated value
 Date of evaluation
 Method of evaluation

FARVE PRO INVEST d.o.o.
 Gradišćanska ulica 34, 10000 Zagreb

T +385 1 6666 323
 T +385 1 6666 322
 info@farveproinvest.com
 www.farveproinvest.com

Fund manager
 Marko Petras
 mpetras@farveproinvest.com
 T: +385 99 65 444 65

Management Board: Marijana Galović · Supreme Board: Mladen Gobin, Krešimir Rukavina, Dušan Banović
 IBAN: HR5623400091110561339 · BIC: PBZGHR2X · Tax No: 32697869602 · Share Capital: 736.190,00 EUR